

HOSPITAL FURNITURES | WALKING AIDS | INVALIDS

NAIROBI - MOMBASA - ELDORET - UGANDA - DARESALAAM

# CATALOGUE MEDICAL EQUIPMENT

FIRST EDITION



Pharmaceutical & Surgical Distributors

Website: [www.harleysltd.com](http://www.harleysltd.com)

Email: [equipments@harleysltd.com](mailto:equipments@harleysltd.com)





# Contact Us

**Harley's Limited,  
Head Office 63 Westlands Road,  
Nairobi, Kenya**

**Telephone:** +254 20 374 7353

**Mobile:** +254 722 202030

**Email :** [equipments@harleysltd.com](mailto:equipments@harleysltd.com)

[technical@harleysltd.com](mailto:technical@harleysltd.com)

[sales@harleysltd.com](mailto:sales@harleysltd.com)

**Website :** [www@harleysltd.com](http://www@harleysltd.com)

**Eldoret Branch Office, behind  
Central Bank of Kenya, Uganda Road**

**Telesales:** +254725 203032

**Mobile:** +254708 203031

**Mombasa Branch Office, Zanzibar Road, op-  
posite House of Manji Depot, Shimanzi**

**Telesales:** +254726 000942

+254743 078743


**Email:** [sales.msa@harleysltd.com](mailto:sales.msa@harleysltd.com)

# Hospital Furniture Guide & Invalid Equipment



# Stainless Steel Single Crank Bed

Head and footboard



**Size:** 2030mm(L)\*900mm(W)\*530mm(H)

**Packing size:** 2070\*940\*305mm

## Main features:

- Epoxy coated bed frame, with detachable stainless steel headboards,
- One function, which can be operated by cranks, the details are as follows: (1) back rest:  $0^{\circ}$ - $70^{\circ}$ + $2^{\circ}$
- Freight saving knock-down construction.



# Epoxy Coated Single Crank Hospital bed

Detachable stainless steel headboards



**Size:** 2030mm(L)\*900mm(W)\*530mm(H)

### Main features:

- Epoxy coated bed frame, with detachable stainless steel headboards
- One function, which can be operated by cranks, the details are as follows: (1) back rest: 0-70+2°
- Anti-noise rubber at the foot base.
- Freight saving knock-down construction.
- With lockable casters.

# ABS Single Crank Hospital Bed

Collapsible aluminium alloy side rails.



**Size:** L 2140 x W 940 x H 500mm

**Packing size:** 2070\*940\*305mm

### Functions:


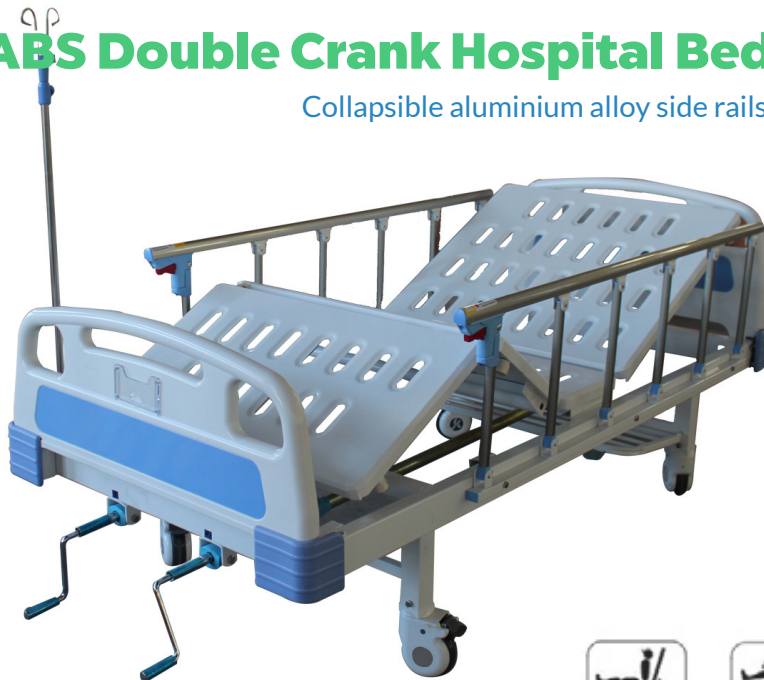
- Back section up&down
- Knee section up&down

### Standard Configurations:

- One pair of headboard/footboard
- One pair of collapsible aluminium alloy side rails
- Manual crank systems (1)
- I.V. Pole holes (4)
- Drainage hooks (2)
- Individual locking castors (4)

# ABS Double Crank Hospital Bed

Collapsible aluminium alloy side rails.



**Size:** 2140mm(L)\*940mm(W)\*500mm(H)

## Main features:

- Detachable ABS engineering plastic headboards,
- Two function, which can be operated by cranks the details are as follows:

**Back Rest:**  $0^{\circ}$ - $70^{\circ}$ + $2^{\circ}$  **Knee rest:**  $0^{\circ}$ - $35^{\circ}$ + $2^{\circ}$

- Protection strip in bed lateral side & Anti-bumper in four corners, with I.V. rod locations
- Four dial-125mm castors, which are individual brakes.
- Freight saving knock-down construction.

# ABS Three Crank Hospital bed

Manually controlled




Bed surface height: 500~1000mm

## Main features:

- Patient surface: 900\*1960mm
- Back section: 0°~75°
- Leg section: 0°~45°
- Load bearing: 250kg
- Central control silent casters: 150mm five-stuff aluminum alloy guard rail
- I.V. pole
- Drainage hook
- Detachable PP head & foot board
- Surface electrostatic powder coating
- Bed frame made of cold-rolled steel tubes
- Bed surface made of cold-rolled steel plates

## Three Function Manual Bed

Collapsible aluminium alloy side rails.



Bed surface height: 500~1000mm  
Manually Controlled

### Main features:

- Patient surface: 900\*1960mm
- Back section: 0°~75°
- Leg section: 0°~45°
- Trendelenburg: 0°~10°
- Load bearing: 250kg
- Central control silent casters: 150mm five-stuff aluminum alloy guard rail
- I.V. pole
- Drainage hook
- Detachable PP head & foot board
- Surface electrostatic powder coating
- Bed frame made of cold-rolled steel tubes
- Bed surface made of cold-rolled steel plates
- Aluminium side rails

# ABS Three Function Electric Bed

Electrically controlled



Four split side rail, drop down

## Main features:

- 1) ABS material headboard and foot end board
- 2) Steel bed frame, stainless Steel traction shelf
- 3) 4 sets manual crank systems, 1pc tilting pulling pole
- 4) 4 pcs urine hooks, 6 pcs IV drip holes
- 5) Optional choose luxurious double-face castors, 5" universal castors

## Dimensions:

- 1) Size: L2210 x W1000 x H450/700mm
- 2) Angle of back section: 0-70° (± 5°)
- 3) Angle of right leg section: 0-30° (± 5°)
- 4) Angle of left leg section: 0 - 30° (± 5°)
- 5) Adjustable height: 450-700mm

## Accessories:

- 1) I.V. pole
- 2) Lockable wheels

# Three Function Electric Bed

With alluminium alloy guard rails



## Main features:

- Bed surface height: 500~1000mm
- Patient surface: 900\*1960mm
- Back section: 0°~75°
- Leg section: 0°~45°
- Load bearing: 250kg
- Central control silent casters: 150mm five-stuff aluminum alloy guard rail
- I.V. pole
- Drainage hook
- Detachable PP head & foot board
- Surface electrostatic powder coating
- Bed frame made of cold-rolled steel tubes
- Bed surface made of cold-rolled steel plates
- Aluminum alloy protective railing



# ABS Five Function Luxurious Hospital bed

With CPR



Four split side rail, drop down

## Main features:

- Hand remote control
- Detachable head/foot board with easy lock
- Central brake system with wheel diameter of 125mm
- Bumper caster on four corners
- Auto-counter to provide the patient from sliding onto foot end
- ABS articulated soft joint for the platform
- With angle indicator embedded in the railing for back and trendelenburg adjustment(optional)
- Manual CPR on both sides
- Incorporated railing control(optional)

# ABS Five Function Electric Bed

With ABS guard rails



Bed surface height: 500~1000mm

## Main features:

- Patient surface: 900\*1960mm
- Back section: 0°~75°
- Leg section: 0°~45°
- Trendelenburg:0°~10°
- Reversed trendelenburg:0°~10°
- Load bearing: 250kg
- Central control silent casters: 150mm five-stuff aluminum alloy guard rail
- I.V. pole
- Drainage hook
- Detachable PP head & foot board
- Surface electrostatic powder coating
- Bed frame made of cold-rolled steel tubes
- Bed surface made of cold-rolled steel plates

# ABS Five Function Manual Hospital bed

With ABS head/foot board



Bed surface height: 500~1000mm

## Main features:

- Patient surface: 900\*1960mm
- Back section: 0°~75°
- Leg section: 0°~45°
- Trendelenburg: 0°~10°
- Reversed trendelenburg: 0°~10°
- Load bearing: 250kg
- Central control silent casters: 150mm five-stuff aluminum alloy guard rail
- I.V. pole
- Drainage hook
- Detachable PP head & foot board
- Surface electrostatic powder coating
- Bed frame made of cold-rolled steel tubes
- Bed surface made of cold-rolled steel plates

# Orthopaedic Hospital bed

Manually controlled



Four split side rail, drop down

## Main features:

- 1) ABS material headboard and foot end board
- 2) Steel bed frame, stainless Steel traction shelf
- 3) 4 sets manual crank systems, 1 pc tilting pulling pole
- 4) 4 pcs urine hooks, 6 pcs IV drip holes
- 5) Optional choose luxurious double-face castors, 5" universal castors

## Dimensions:

- 1) Size: L2210 x W1000 x H450/700mm
- 2) Angle of back section:  $0-70^{\circ} \pm 5^{\circ}$
- 3) Angle of right leg section:  $0-30^{\circ} (\pm 5^{\circ})$
- 4) Angle of left leg section:  $0-30^{\circ} (\pm 5^{\circ})$
- 5) Adjustable height: 450-700mm

## Accessories:

- 1) I.V. pole
- 2) Lockable wheels
- 3) Aluminum alloy protective railing

## IV Poles Stainless Steel

With four hooks



With two hooks and a basket



## ABS bedside cabinet

With casters



**Specification:** 48x48x76cm

**Function:** Match of hospital care bed or home care bed

Made from ABS plastic.

With table plate, cup & thermometer repository, kettle base, drawer, towel. Hanger, waste hook, door & built-in lock.

# ABS & Steel bedside cabinet

KL - CGO84



**Specification:** 48x48x76cm

**Function:** Match of hospital care bed or home care bed

Made from ABS plastic and steel.

With table plate, cup & thermometer repository, kettle base, drawer, towel.

Hanger, waste hook, door & built-in lock.



## Movable Hydraulic Over Bed Table

Hydraulic



Movable Over bed Table with ABS Top and 4 castors. Height adjustable by hydraulics.

## Movable Over Bed Table

Mechanical



Movable Over bed Table with ABS Top and 4 castors. Height adjustable mechanically.

## Examination Bed

Stainless steel

**Stainless steel Patient Examination Bed,**  
Size: 1830 Mm L X 560 Mm W X 810  
Back rest adjustment 0-60°



## Examination Bed

Painted

**Painted Patient Examination Bed,**  
Size: 1830 Mm L X 560 Mm W X 810  
Back rest adjustment 0-60°



# Delivery/Gynaecological Couch

Stainless Steel



# Hydraulic Delivery Bed

Hydraulic bed



## Standard Accessories :

- Waterproof cushion – 1 set
- Waist grab handle – 1 pair
- Leg holder – 1 pair
- Filth basin – 1 piece
- Arm rest – 1 pair
- Foot switch – 1 piece
- Clamp – 1 pair

This multi function **hydraulic delivery bed** is designed and manufactured to meet the need of the medical enterprise. It is used for childbirth, gynecology surgical operation, examining and many other functions, including cesarean operation. The planks, basins and all outer shells are made of stainless steel, which makes nice appearance and easy cleaning and sterilizing.

## Technical Specifications :

- Table top dimension: length 1900mm, width 610mm
- Min.& Max. table height: 660mm~910mm
- Trendelenburg & reverse trendelenburg: reverse trend  $\geq 10^\circ$ , trend  $\geq 15^\circ$
- Back section turning:  $-10^\circ \sim 75^\circ$
- Assist platform dimension: length 550mm, width 550mm
- Arm rest swing out:  $\geq 90^\circ$
- Filth basin dimension: 468×338×125mm(can be equipped with soft pipe)

# Delivery Bed

Electric



This multi function **electric delivery bed** is designed and manufactured to meet the need of the medical enterprise. It is used for childbirth, gynecology surgical operation, examining and many other functions, including cesarean operation. The planks, basins and all outer shells are made of stainless steel, which makes nice appearance and easy cleaning and sterilizing.

## Technical Specifications :

Power: AC 220V 50HZ

Table top dimension: length 1900mm, width 610mm

Min.& Max. table height: 660mm~910mm

Trendelenburg & reverse trendelenburg: reverse trend  $\geq 10^\circ$ , trend  $\geq 15^\circ$

Back section turning:  $-10^\circ \sim 75^\circ$

Assist platform dimension: length 550mm, width 550mm

Arm rest swing out:  $\geq 90^\circ$

Filth basin dimension: 468×338×125mm(can be equipped with soft pipe)

## Stainless Steel Infant Bed

With casters



## Stainless Steel Baby Bed

Single crank with casters



## Luxurious Infant Bed

KL - BC124



## Stainless Steel Baby Bassinet

A53





# Luxurious Medicine Trolley

KL - TC011



# Luxurious Anaesthesia Trolley

KL - AT750



# Luxurious Emmergency Trolley

KL - TC003



**1. 5 drawers:** 2 small (70mm in height), 2 medium (140mm in height), and 1 large (210mm in height).

**2. Standard accessories:** 2 garbage bins, 1 transparent file box, 1 silding side board, 1 metal salver, and 1 I.V. pole

# Instrument Trolley

Stainless Steel



# Instrument Trolley

With two drawers



# Dressing Trolley

Stainless Steel



# Dressing Trolley

With two drawers



# Dressing Trolley

Without drawers



# Linen Trolley

Waste Collecting Trolley



## Features:

Steel frame with plastic coated  
 Big bag for waster, include buffer system.  
 Noiseless operation.  
 With ABS plastic lid.  
 Size 800x590x890 mm

## Soiled Trolley

Waste Collecting Trolley



## Laundry Trolley

KL-TC026



## Mayo Trolley

KL-TC049 Stainless steel



## Mayo Trolley

KL-TC049-1 Stainless steel





## Bowl Stand Double

Stainless Steel



## Bowl Stand Single

Stainless Steel



## Surgeon Stool

KL-ZY098 Stainless steel



## Nurse Stool

KL-ZY094 Stainless steel





## Surgeon Stool with backrest

KL-ZY09 5 stainless Steel

## Laboratory Stool

Stainless Steel



## Two Step Footstool

Stainless steel



## Stainless steel Bucket

12ltrs | 15ltrs | 30ltrs



# Stainless Steel Kick Bucket

With a stand



# Pedal Bins

Colour coded



## Blood Transfusion Chair

Electric



## Blood Transfusion Chair

Manually Operated



# Accompanying Chair

(Attendant Chair)



# Spineboard Stretcher

Silver | Yellow | Green



# Alluminium Alloy Stretcher

Folding - Army type



**Aluminum alloy**  
Folding stretcher

- Solid aluminum frame and heavy duty fabric provides a stable patient surface.
- Foldable for easy storage.
- Material and color for fabric can be customized





# Ambulance Stretcher

MODEL: KLP-A5



## Features:

- Build with aluminum alloy
- Four positions adjustable structure
- Stretcher can change from bed to chair
- Easy to operate
- Capacity 159kg

# Ambulance Stretcher

MODEL: KLP-A1



## Features:

- Build with solid alu inum alloy
- Front roll in wheels can be changed in height
- Centering blocking device can avoid whole stretcher falling down
- Capacity 159kgs

# Patient Stretcher

Stainless Steel | Adjustable height



## Features:

- The stretcher is made of stainless steel
- 2pcs folding aluminum alloy side rails, which can be foldable up and down easily
- 4pcs general castors, with brakes
- With oxygen cylinder frame and oddment shelf
- With stainless steel I.V. pole
- Mattress optional
- Adjustable height

# Patient Stretcher

Stainless Steel | Fixed height



**Features:**

- High quality stainless steel
- Five staff aluminum alloy foldable rails
- Dia 125mm noiseless castors with brakes
- Back and leg lifting controlled by crank rolling
- With black mattress
- Fixed height



# Luxurious Patient Stretcher

Stainless Steel | Adjustable height



## Features:

- High quality stainless steel
- Five staff aluminum alloy foldable rails
- Dia 125mm noiseless castors with brakes
- Back and leg lifting controlled by crank rolling
- With black mattress
- With oxygen bottle holder
- Adjustable height

# ABS Luxurious Patient Stretcher

ABS | Adjustable height



## Features:

- \* 360° full smooth wedding"
- \* Environmental plastic can be sterilized in 100°C, tensile upto 30MPa
- \* 11 Process epoxy painting, ASTM testing anti-bacterial, paint thickness 0.12mm, brightness 60°, paint can resist 50kg impact

## Functions

- \* 2function: backrest by qualified airspring, height adjustment by solid crank system
- \* Length:1900mm
- \* Width:640
- \* Height:550-850mm"

## Accessories Details

- \* We use metal dust protection for crank system, more durable than plastic cover.
- \* We use robust tube in weight bearing structure
- \* Cover all metal screws with rubber cap, protect screws form possible corrosion

- \* 4 hooks for IV pole
- \* Back lift can be up to 80 degrees, make patient more conformtable when needed
- \* With Strips to prevent patient from possible slide off the stretcher
- \* Four double side casters of 6 inch diameter, simultaneously lockable by the step pedal at both sides.
- \* With direction wheel, which help nurse staff to push trolley to go straight easily by one person.
- \* TPR tire no worn out after running 30KM, save anti-winding hard shell, united forming without bolts
- \* Pass Dynamic test: One caster bearing 120kg run 30KM and pass obstacles 500time"
- \* Stainless steel handle, more durable
- \* Adjustable vertical oxygen bottle, load capacity:15KG

# Hydraulic Patient Stretcher

ABS | Adjustable height



## Size 2120\*800\*630\*-930mm

Material made of galvanized steel tube and surface coated by electrostatic spray. The back board is made of American electrotyped board with xray cassette. It is equipped with the imported double hydraulic rise and fall system.

Advanced centrally controlled brake system is applied to the cart and 200 dustproof casters make the cart move steadily, reliably and lightly.

The bed can be raised and lowered, tilted forward and backwards which is controlled by the treadle lying on two sides of the bed.

The bottom cover is made of PP material and shaped by once injection that can be easily cleaned.

The cart surface is of separate structure and the upper part is supported by the imported large hydraulic pole to make the bed never sway.

It is completed with infusion stand, drainage hook, and collapsible aluminum alloy side rails

# Mortuary Trolley

Satinless Steel | Without cover



Satinless Steel | With cover





# Hydraulic Mortuary Trolley

Adjustable height



## Product descriptions

1. Cart will work with the cadaver lift and the wall autopsy sinks ( latch into sink), and the autopsy table so trays/bodies can be moved to and from them.
2. Dimensions will be similar to the trays in the freezers (the trolley must be able to hold the body tray safely). 200cm\*65cm. The trolley can easily pass through doors and hallways
3. Hydraulic lifting cylinders allowing for either or both ends to be elevated (height adjustment via foot pedal) and/ or tilted. Elevate from (77cm) to (109cm), tilting 15 degrees to remove liquids from the tray of the trolley.
4. The trolley comes with its own tray

- (stainless steel, contoured perimeter edges to ensure retention and control of fluids) that can be removed in order to hold the trays from the freezers.
5. The tray must have a hole at the lower edge and under the hole there should be an attached bucket (for liquids collection)
6. 20cm casters all with brake mechanisms. Brakes lock instantly with a single foot pedal.
7. Dual side mounted foot controls allow for simple elevating/tilting from either side.
8. with 1 tray

## 4 Fold Ward Screen

Satinless Steel



## 3 Fold Ward Screen

Satinless Steel



## 4 Fold Ward Screen

Painted



## 3 Fold Ward Screen

Painted



# MOBILITY AIDS & EQUIPMENT





## Electric Wheelchair

KY110A-46

## Orthopaedic Steel Wheelchair

KY902C-46



## Standard Wheelchair

Satinless Steel | KY809-46



## Backrest Reclining Wheelchair

Green powder coating  
KY902GC-46





## Reclining Wheelchair

Stainless Steel  
KY903GC-46



## Reclining Commode Wheelchair

Stainless Steel | Chrome  
KY609GC-46



# Standard Steel Commode Wheelchair

Chrome | KY609-46



## Foldable Commode Wheelchair

Chrome and detachable arm rest  
KY689



## Commode Wheelchair

Purplish red powder coating | KY691



## Steel Commode Wheelchair

KY692 - Chrome  
Detachable arm rest

## Commode Wheelchair

Chrome | KY696



## Commode Wheelchair

Aluminium | KY689



## Commode Chair

KY800



## Commode Chair

KY894L



## Commode Chair

KY893



## Commode Chair

KY896



## Toilet Raiser

KY881



KY880



## Shower Chair

KY792



## Shower Chair

KY797L



## Shower Chair

KY798LQ



# Rollator

KY9148L



## Walker

Aluminium | KY912L - 3"



## Walker

Aluminium | KY912L - 5"





## Walker

Aluminium | KY913L



## Walker

Bronze Oxidation | KY919L



## Walker

Aluminium | KY961L



## Walker

Blow Powder | KY971L



# Walking Sticks

Alluminium



# Walking Sticks

## ADJUSTABLE STICK



## ADJUSTABLE STICK







PRODUCT MODEL  
**KY9331L**

**50kg**  
Bearing

- 01: Hand grip
- 02: Aluminum rod
- 03: Rubber tip




Stick with seat model and size

SIZE (cm)	Height(cm)	 CM Inside dimension	 PCS CN	 NW	PCS 40' FCL	 KG
MODEL						
<b>ELBOW CRUTCH</b>						
KY923L	86-117	86*26*29	20	10	19431	50
KY933L	86-117	94*29*35	20	11	13206	50
KY9331L	101-130	101*33*26	20	11	13036	50
KY9332L	100-123	100*28*35	20	11	12857	50
KY937L	96-119	100*28*32	20	11	14063	50

# **HOSPITAL MATTRESSES**

# Single Crank Mattress

Mackintosh



# Hospital Mattress

Canvas





# CATALOGUE

## MEDICAL EQUIPMENT

FIRST EDITION

THEATER | DIAGNOSTICS | DENTAL EQUIPMENTS | AUTOCLAVES

Pharmaceutical & Surgical Distributors

Website: [www.harleysltd.com](http://www.harleysltd.com) | Email: [equipments@harleysltd.com](mailto:equipments@harleysltd.com)

NAIROBI - KISUMU - MOMBASA - ELDORET - UGANDA - DARESALAAM